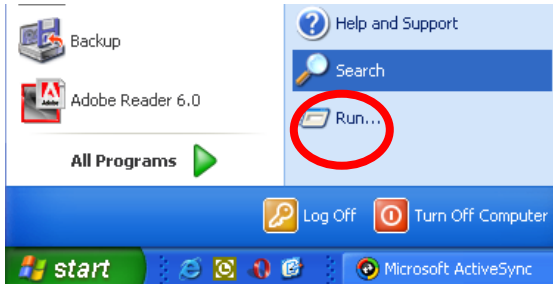


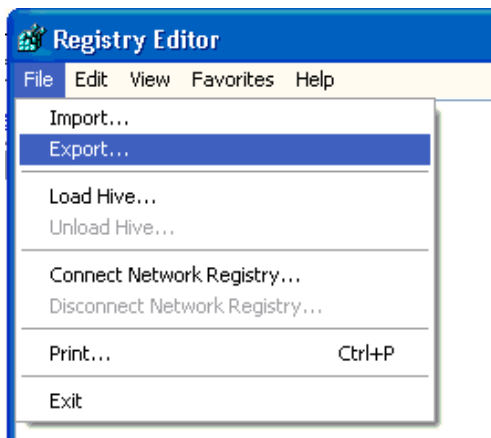
## Backing up the Registry by *The Weekly Geek*

The registry is the DNA of a computer. Just like with human DNA you must be very careful when dealing with it. Without being prideful, you must follow my listed steps carefully or very bad things will happen.

To back up the registry go to *Start / Run* and type in *regedit* then press the *Enter* key.



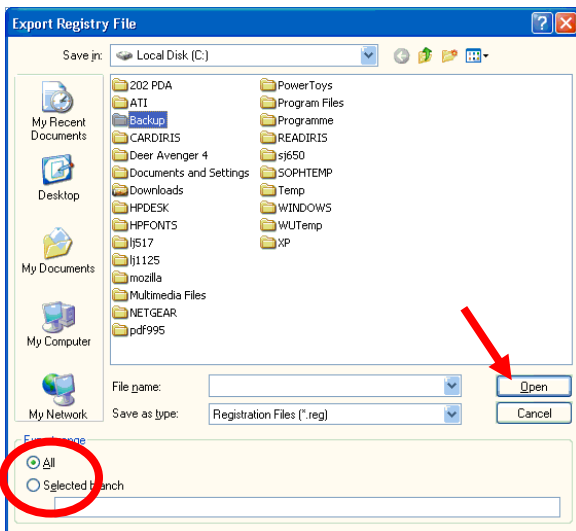
When the registry opens choose *File / Export*,



Now choose the location to backup to (I strongly suggest the root folder which is just C:, that way if there is an issue it is easier to access).

Select *Open*, which is located in the lower right of the windows to go into the folder.

Make sure that under *Export Range* the *All* button is selected.



That is all there is to it! Until we meet again, have a virus free week.